

Dissemination Seminar on Recent Trends of BEAM Plus New Buildings

Ir Dr Eddy Lau
Head of Green Labelling, HKGBC

29 May 2024

(Remark: This is a simplified version. Readers are advised to go to HKGBC On-line Training Portal if they wish to view the full version.)



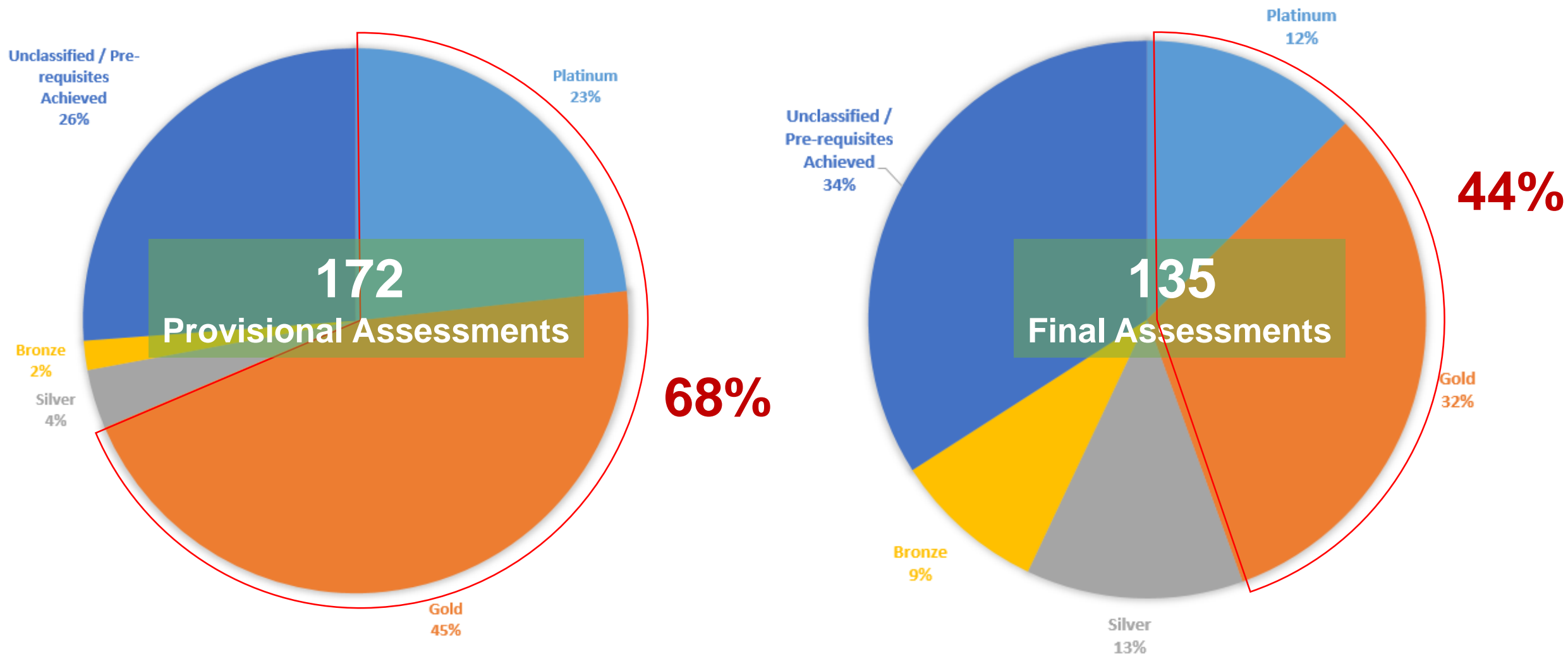
Contents

1. Basic statistics
2. Contested cases
3. Innovations & trends
4. Green finance requirements
5. Conclusions



1. BASIC STATISTICS

NB Rating Distribution (2022-2023)



NB v1.1, v1.2, v2.0 projects with assessment report dates from 14/4/22 – 31/10/23

Credit Submission Statistics – NB v2.0

Achieved = Get Full Marks

Credit Code	Credit Description	Submitted	Not Submitted	Submission Rate	NA Cases	NA Rate	Achievement Rate	Contested Cases	Contested Rate
IDCM01	Sustainability Champions - Design	35	8	81%	0	0%	97%	1	3%
IDCM01B	Sustainability Champions - Design (Bonus)	29	14	67%	0	0%	79%	6	21%
IDCM02aB	BEAM Plus Neighbourhood (ND) (Bonus)	2	41	5%	0	0%	100%	0	0%
IDCM02bB	BEAM Plus Interiors (BI) (Bonus)	2	41	5%	0	0%	50%	0	0%
IDCM02cB	BEAM Plus Existing Buildings (EB) (Bonus)	1	42	2%	0	0%	100%	0	0%
IDCM03a1	Early Consideration(s) of Integrated Building Design Process	15	28	35%	0	0%	67%	4	33%
IDCM03a2	Early Consideration(s) of Integrated Building Design Process - multi-disciplinary	15	28	35%	0	0%	60%	5	40%
IDCM03b	Early Design Consideration of Buildability/ Constructability	10	33	23%	0	0%	100%	0	0%
IDCM03c	Design Consideration of Operation and Maintenance	43	0	100%	0	0%	98%	1	2%
IDCM04	Life Cycle Costing	34	9	79%	0	0%	100%	0	0%
IDCM05	Commissioning	23	20	53%	0	0%	96%	1	4%
IDCM06	Sustainability Champions - Construction	42	1	98%	0	0%	100%	0	0%
IDCM07a	Minimisation of Air Pollution	43	0	100%	0	0%	100%	0	0%
IDCM07b	Minimisation of Noise Pollution	43	0	100%	0	0%	100%	0	0%
IDCM07c	Minimisation of Water Pollution	43	0	100%	0	0%	95%	2	5%
IDCM07d	Minimisation of Light Pollution	42	1	98%	0	0%	100%	0	0%
IDCM08a	Demolition Waste Recycling	18	4	82%	21	49%	89%	1	6%
IDCM08aB	Demolition Waste Recycling (Ad Bonus)	15	8	65%	20	47%	20%	12	80%
IDCM08b	Construction Waste Recycling	39	4	91%	0	0%	97%	1	3%
IDCM08bB	Construction Waste Recycling (Ad Bonus)	31	12	72%	0	0%	3%	30	97%
IDCM09	Construction IAQ Management	41	2	95%	0	0%	100%	0	0%
IDCM10	Considerate Construction	40	3	93%	0	0%	98%	1	3%
IDCM11	Building Management Manuals	42	1	98%	0	0%	98%	1	2%
IDCM12	Operator Training plus Chemical Storage Room	40	3	93%	0	0%	93%	3	8%
IDCM13B	Digital Facility Management Interface (Bonus)	16	27	37%	0	0%	75%	4	25%
IDCM14B	Occupant Engagement Platform (Bonus)	15	19	44%	9	21%	93%	1	7%
IDCM15a	Project Team Document Management	25	18	58%	0	0%	96%	1	4%
IDCM15b	Facility Management Team Document Management	9	34	21%	0	0%	89%	1	11%
IDCM16a	Coordinated Use of BIM within Design Teams	42	1	98%	0	0%	86%	6	14%
IDCM16bB	Coordinated Use of BIM within Design and Construction teams (Ad Bonus)	41	2	95%	0	0%	85%	6	15%
IDCM16cB	BIM for time (Bonus)	15	28	35%	0	0%	80%	3	20%
IDCM16dB	BIM for Facility Management Use (Bonus)	34	9	79%	0	0%	97%	1	3%
IDCM17	Design for Engagement and Education on Green Buildings	28	15	65%	0	0%	100%	0	0%
IDCM17B	Design for Engagement and Education on Green Buildings (Ad Bonus)	13	29	31%	1	2%	8%	11	85%

Credit Submission Statistics (cont'd)

Credit Code	Credit Description	Submitted	Not Submitted	Submission Rate	NA Cases	NA Rate	Achievement Rate	Contested Cases	Contested Rate
SS01a	Accessibility to Public Transport	30	13	70%	0	0%	97%	1	3%
SS01b	Pedestrian-oriented Access	38	5	88%	0	0%	97%	1	3%
SS01bB	Pedestrian-oriented Access (Ad Bonus)	18	23	44%	2	5%	11%	16	89%
SS01cB	Cycling Facilities and Network Integration (Bonus)	3	40	7%	0	0%	33%	2	67%
SS01dB	Charging Facilities for Electric Vehicle (EV) (Bonus)	15	28	35%	0	0%	87%	2	13%
SS02a	Amenities for Building Users	33	10	77%	0	0%	100%	0	0%
SS02b	Shared Amenities for Neighbourhood	17	26	40%	0	0%	100%	0	0%
SS03a	Sustainable Urban Design	43	0	100%	0	0%	98%	1	2%
SS03aB	Sustainable Urban Design (Ad Bonus)	36	6	86%	1	2%	78%	7	19%
SS03bB	Conservation of Cultural Heritage (Bonus)	1	42	2%	0	0%	100%	0	0%
SS04	Neighbourhood Daylight Access	29	14	67%	0	0%	90%	1	10%
SS05	Noise Control for Building Equipment	39	4	91%	0	0%	79%	8	21%
SS06a	Control of Obtrusive Artificial Light	33	10	77%	0	0%	88%	4	12%
SS06b	Control of External Light Reflection from Building	19	24	44%	0	0%	84%	3	16%
SS07a	Reduction of Ecological Impact	7	21	25%	15	35%	86%	1	14%
SS07aB	Reduction of Ecological Impact (Ad Bonus)	4	24	14%	15	35%	0%	4	100%
SS07bB	Enhancement of Biodiversity (Bonus)	0	33	0%	10	23%	#DIV/0!	0	#DIV/0!
SS08a1 (<1000)	Urban Design Guidelines Chapter 11	4	4	50%	35	81%	50%	2	50%
SS08a1 (>1000)	Sustainable Building Design Measures - Non-roof Impervious Surface F	8	31	21%	4	9%	88%	1	13%
SS08a2	Sustainable Building Design Measures - Guidelines Requirement	21	17	55%	5	12%	100%	0	0%
SS08a3B	Sustainable Building Design Measures - Enhanced Performance (Ad Bo	4	32	11%	7	16%	50%	2	50%
SS08bB	Tree Coverage (Bonus)	10	28	26%	5	12%	90%	1	10%
SS08bB2	Tree Coverage (Ad Bonus)	7	30	19%	6	14%	86%	1	14%
SS08c1	Air Ventilation Assessment (AVA) - Annual wind condition	32	6	84%	5	12%	88%	2	13%
SS08c2	Air Ventilation Assessment (AVA) - Summer wind condition	33	5	87%	5	12%	88%	2	12%
SS08dB	Intra Urban Heat Island Study (Bonus)	1	37	3%	5	12%	100%	0	0%
SS09	Immediate Neighbourhood Wind Environment	31	12	72%	0	0%	100%	0	0%
SS10a	Shaded or Covered Routes	19	19	50%	5	12%	100%	0	0%
SS10b	Passive Open Spaces with Thermal Comfort	11	27	29%	5	12%	91%	1	9%
SS11	Stormwater Management	0	38	0%	5	12%	#DIV/0!	0	#DIV/0!
SS11B	Stormwater Management (Ad Bonus)	0	38	0%	5	12%	#DIV/0!	0	#DIV/0!
SS12B1	Design for Climate Change Adaptation (Bonus)	16	27	37%	0	0%	94%	1	6%
SS12B2	Design for Climate Change Adaptation (Ad Bonus)	8	35	19%	0	0%	38%	5	63%

Credit Submission Statistics (cont'd)

Credit Code	Credit Description	Submitted	Not Submitted	Submission Rate	NA Cases	NA Rate	Achievement Rate	Contested Cases	Contested Rate
MW01B	Building Reuse (Bonus) + (Ad Bonus)	1	42	2%	0	0%	0%	1	100%
MW02	Modular and Standardised Design	17	26	40%	0	0%	88%	2	12%
MW02B	Modular and Standardised Design (Ad Bonus)	12	30	29%	1	2%	17%	10	83%
MW03	Structural Elements/ Façade Elements/ Architectural/ Internal Building	19	24	44%	0	0%	100%	0	0%
MW03B1	Structural Elements/ Façade Elements/ Architectural/ Internal Building	17	26	40%	0	0%	88%	2	12%
MW03B2	Structural Elements/ Façade Elements/ Architectural/ Internal Building	12	30	29%	1	2%	67%	4	33%
MW03B3	Structural Elements/ Façade Elements/ Architectural/ Internal Building	8	34	19%	1	2%	50%	4	50%
MW04a	Building Material Selection Appraisal	8	35	19%	0	0%	100%	0	0%
MW04bB	Protecting Vulnerable Parts of the Building from Damage (Bonus)	7	36	16%	0	0%	100%	0	0%
MW04cB	Protecting Exposed Parts of the Building from Material Degradation (B	4	39	9%	0	0%	100%	0	0%
MW05	Sustainable Forest Products	30	10	75%	3	7%	100%	0	0%
MW05B	Sustainable Forest Products (Ad Bonus)	20	20	50%	3	7%	80%	4	20%
MW06	Outside Surface Works and Structures/ Building Façade and Structural	14	29	33%	0	0%	100%	0	0%
MW06B1	Outside Surface Works and Structures/ Building Façade and Structural	12	31	28%	0	0%	42%	7	58%
MW06B2	Outside Surface Works and Structures/ Building Façade and Structural	10	33	23%	0	0%	0%	10	100%
MW07a	Ozone Depleting Substances - Refrigerants	37	5	88%	1	2%	100%	0	0%
MW07b	Ozone Depleting Substances - Ozone depleting materials	43	0	100%	0	0%	100%	0	0%
MW08	Regional Materials	35	8	81%	0	0%	100%	0	0%
MW08B	Regional Materials (Ad Bonus)	33	10	77%	0	0%	36%	19	64%
MW09a	Certified Green Products	8	35	19%	0	0%	50%	4	50%
MW09aB	Certified Green Products (Ad Bonus)	8	35	19%	0	0%	13%	7	88%
MW09bB	Rapidly Renewable Materials (Bonus) + (Ad Bonus)	0	43	0%	0	0%	#DIV/0!	0	#DIV/0!
MW10	Life Cycle Assessment	33	10	77%	0	0%	85%	5	15%
MW11	Spatial Adaptability/ Flexible Engineering Services/ Structural Adaptab	3	40	7%	0	0%	0%	1	100%
MW11B	Spatial Adaptability/ Flexible Engineering Services/ Structural Adaptab	0	43	0%	0	0%	#DIV/0!	0	#DIV/0!
MW12a	Additional Recyclables Collection	35	8	81%	0	0%	100%	0	0%
MW12b	Additional Facility Provisions to Enable enhanced Municipal Solid Was	1	31	3%	11	26%	100%	0	0%
MW12cB	Waste Treatment Equipment (Bonus)	6	37	14%	0	0%	100%	0	0%
MW12dB	Alternatives to Recycling Facilities (Bonus)	2	41	5%	0	0%	50%	1	50%

Credit Submission Statistics (cont'd)

Credit Code	Credit Description	Submitted	Not Submitted	Submission Rate	NA Cases	NA Rate	Achievement Rate	Contested Cases	Contested Rate
EU01	Low Carbon Passive Design	35	8	81%	0	0%	0%	31	100%
EU02	Reduction of CO2 Emissions	43	0	100%	0	0%	58%	17	42%
EU02B	Reduction of CO2 Emissions (Bonus)	27	15	64%	1	2%	33%	18	67%
EU03	Peak Electricity Demand Reduction	42	1	98%	0	0%	62%	14	38%
EU04a	Fundamental Metering and Monitoring	31	12	72%	0	0%	87%	4	13%
EU04aB	Fundamental Metering and Monitoring (Bonus)	15	28	35%	0	0%	80%	3	20%
EU04bB	Metering for Tenanted Area (Ad Bonus)	1	38	3%	4	9%	100%	0	0%
EU05a	Solar Energy Feasibility Study	35	8	81%	0	0%	94%	2	6%
EU05b	On-site Renewable Energy Application	24	19	56%	0	0%	67%	8	33%
EU05bB	On-site Renewable Energy Application (Bonus)	20	22	48%	1	2%	35%	13	65%
EU06a	AirConditioning Units - Compliance with Manufacturer's Recommendation	9	11	45%	23	53%	100%	0	0%
EU06b	AirConditioning Units - Performance Verification	0	27	0%	16	37%	#DIV/0!	0	#DIV/0!
EU07a	Clothes Drying Facilities - Provision of Clothes Drying Facilities	2	14	13%	27	63%	50%	1	50%
EU07bB	Clothes Drying Facilities - Demonstration of Effectiveness (Bonus)	0	20	0%	23	53%	#DIV/0!	0	#DIV/0!
EU08	Energy Efficient Appliances	8	8	50%	27	63%	100%	0	0%
WU01a	Further Potable Water Saving	43	0	100%	0	0%	95%	2	5%
WU01bB	Exemplary Potable Water Saving (Bonus)	36	6	86%	1	2%	75%	9	25%
WU02a	Water Efficient Irrigation	20	23	47%	0	0%	70%	6	30%
WU02bB	Water Efficient Irrigation (Ad Bonus)	12	28	30%	3	7%	8%	11	92%
WU03	Water Efficient Appliances	9	8	53%	26	60%	100%	0	0%
WU04	Water Leakage Detection	34	8	81%	1	2%	100%	0	0%
WU05	Twin Tank System	41	2	95%	0	0%	98%	1	2%
WU06	Cooling Tower Water	9	2	82%	32	74%	100%	0	0%
WU07	Effluent Discharge to Foul Sewers	43	0	100%	0	0%	95%	2	5%
WU08a	Harvested Rainwater	6	37	14%	0	0%	67%	2	33%
WU08b	Recycled Grey Water	5	38	12%	0	0%	20%	2	80%
WU08cB	Exemplary Water Recycling (Bonus)	5	38	12%	0	0%	80%	1	20%
HWB01B	Healthy and Active Living (Bonus)	18	25	42%	0	0%	89%	2	11%
HWB02B	Biophilic Design (Bonus) + (Ad Bonus)	13	30	30%	0	0%	23%	10	77%
HWB03a	Universal Accessibility	40	3	93%	0	0%	98%	1	3%
HWB03bB	Weather protection and family friendly features (Bonus)	2	41	5%	0	0%	100%	0	0%

Credit Submission Statistics (cont'd)

Credit Code	Credit Description	Submitted	Not Submitted	Submission Rate	NA Cases	NA Rate	Achievement Rate	Contested Cases	Contested Rate
HWB04a1	Fresh Air Provision - Fresh air provision in normally occupied spaces	31	12	72%	0	0%	100%	0	0%
HWB04a2	Fresh Air Provision - Fresh air provision in not normally occupied space	11	32	26%	0	0%	91%	1	9%
HWB04a3B	Fresh Air Provision - On-site measurements (Ad Bonus)	11	32	26%	0	0%	100%	0	0%
HWB04b	Fresh Air Provision - Exhaust air	42	1	98%	0	0%	86%	6	14%
HWB05	Waste Odour Control	23	19	55%	1	2%	87%	1	13%
HWB06a1	Room Acoustics - landlord's controlled area	24	19	56%	0	0%	79%	5	21%
HWB06a2	Room Acoustics -non-landlord controlled area	4	26	13%	13	30%	75%	1	25%
HWB06b	Noise Isolation	24	19	56%	0	0%	96%	1	4%
HWB06bB	Noise Isolation (Bonus)	1	34	3%	8	19%	100%	0	0%
HWB06c	Background Noise	26	17	60%	0	0%	73%	5	27%
HWB07	Indoor Vibration	28	15	65%	0	0%	89%	3	11%
HWB08a	Indoor air quality in occupied spaces	39	4	91%	0	0%	97%	1	3%
HWB08aB	Indoor air quality in occupied spaces (Ad Bonus)	29	13	69%	1	2%	59%	11	41%
HWB08b	Air Quality in Car Park	8	3	73%	32	74%	100%	0	0%
HWB09a	Thermal Comfort Analysis	18	25	42%	0	0%	94%	1	6%
HWB09bB	Thermal Comfort Measurement (Ad Bonus)	13	30	30%	0	0%	92%	1	8%
HWB10a	Artificial lighting in normally occupied spaces	22	21	51%	0	0%	95%	1	5%
HWB10b	Artificial lighting in not normally occupied spaces and unoccupied spa	32	11	74%	0	0%	94%	2	6%
HWB11B	Daylight	4	34	11%	5	12%	100%	0	0%
HWB12	Biological Contaminations	40	3	93%	0	0%	95%	2	5%
IA01B	Innovations	25	18	58%	0	0%	0%	23	100%

Among those who submitted, the mean achievement is 2.7 Bonus Points (while the maximum achievable is 10 Bonus Points).

Commonly Achieved Credits


Achievement Rate > 90%, Submission Rate > 80% AND No. of submitted cases >=35

Credit Code	Credit Description	Achievement Rate	Submission Rate	No. of Submissions
IDCM07a	Minimisation of Air Pollution	100%	100%	43
IDCM07b	Minimisation of Noise Pollution	100%	100%	43
MW07b	Ozone Depleting Substances - Ozone depleting materials	100%	100%	43
IDCM06	Sustainability Champions - Construction	100%	98%	42
IDCM07d	Minimisation of Light Pollution	100%	98%	42
IDCM09	Construction IAQ Management	100%	95%	41
MW07a	Ozone Depleting Substances - Refrigerants	100%	88%	37
MW08	Regional Materials	100%	81%	35
MW12a	Additional Recyclables Collection	100%	81%	35
IDCM03c	Design Consideration of Operation and Maintenance	98%	100%	43
SS03a	Sustainable Urban Design	98%	100%	43
IDCM11	Building Management Manuals	98%	98%	42
WU05	Twin Tank System	98%	95%	41
IDCM10	Considerate Construction	98%	93%	40
HWB03a	Universal Accessibility	98%	93%	40
IDCM08b	Construction Waste Recycling	97%	91%	39
HWB08a	Indoor air quality in occupied spaces	97%	91%	39
SS01b	Pedestrian-oriented Access	97%	88%	38
IDCM01	Sustainability Champions - Design	97%	81%	35
IDCM07c	Minimisation of Water Pollution	95%	100%	43
WU01a	Further Potable Water Saving	95%	100%	43
WU07	Effluent Discharge to Foul Sewers	95%	100%	43
HWB12	Biological Contaminations	95%	93%	40
EU05a	Solar Energy Feasibility Study	94%	81%	35
IDCM12	Operator Training plus Chemical Storage Room	93%	93%	40



Least Popular Credits

Credit Head	Aspect Name	Submitted	Not Submitted	Submission Rate
MW09bB	5% of Interior Non-structural Components are Rapidly Renewable Materials	0	43	0%
MW11Ad Bonus	Spatial Adaptability AND Flexible Engineering Services AND Structural Adaptability	0	43	0%
SS11	Stormwater Management - Detention Device for 30 mm Rainfall/event	0	38	0%
SS11B	Stormwater Management - Detention Device for 40 mm Rainfall/event	0	38	0%
SS07bB	Enhancement of Biodiversity (Connectivity, Diversity of Planting, Wildlife-friendly)	0	33	0%
EU06b	Air Conditioning Units - Performance Verification by CFD	0	27	0%
EU07bB	Clothes Drying Facilities - Demonstration of Effectiveness via Computational Analysis	0	20	0%
MW01B	Reuse 90% of Existing Structures	1	42	2%
IDCM02cB	Preparing the Project for BEAM Plus Existing Buildings (EB) (Bonus)	1	42	2%
SS03bB	Conservation of Cultural Heritage (Bonus)	1	42	2%
EU04bB	Metering for Tenant Areas (Bonus)	1	38	3%
SS08dB	Intra Urban Heat Island Study (Bonus)	1	37	3%
HWB06bB	Impact Noise Isolation between Floor for Residential Buildings	1	34	3%
MW12b	Additional Facility Provisions to Enable MSW Charging Scheme	1	31	3%
MW12dB	Automated Waste Collection System and Separate Refuse Chutes	2	41	5%
IDCM02aB	Previously Obtained BEAM Plus Neighbourhood (ND) (Bonus)	2	41	5%
HWB03bB	Weather Protection and Family Friendly Features	2	41	5%
IDCM02bB	Preparing the Project for BEAM Plus Interiors (BI) (Bonus)	2	41	5%
SS01cB	Cycling Facilities and Network Integration (Bonus)	3	40	7%
MW11	Spatial Adaptability / Flexible Engineering Services / Structural Adaptability	3	40	7%
MW04cB	Protecting Exposed Parts of the Building from Material Degradation (Bonus)	4	39	9%
HWB11B	Daylight - sDA and ASE compliance	4	34	11%
SS08(a)(3)B	Comply with SBD Guidelines with Enhanced Performance	4	32	11%
WU08b	Recycled Grey Water	5	38	12%
WU08cB	Exemplary Water Recycling (Reduce 10% Potable Water)	5	38	12%
EU07a	Provision of Clothes Drying Facilities	2	14	13%
HWB06a2	Reverberation Time in Tenant Areas	4	26	13%
WU08a	Harvested Rainwater	6	37	14%
MW12cB	Waste Compactor / Organic Waste Compostor / Food Waste Store	6	37	14%
SS07aB	Reduction of Ecological Impact - Extg Trees are Retained (Ad Bonus)	4	24	14%



(Submission Rate < 15%)

2. CONTESTED CASES

Selected Contested Cases for Discussion

IDCM 16a	Coordinated Use of BIM within Design Teams (Contested : 12)
SS 5	Noise Control for Building Equipment (Contested : 8)
SS 6a	Control of Obtrusive Artificial Light (Contested : 4)
SS 8c	Air Ventilation Assessment (AVA) (Contested : 4)
MW 10	Life Cycle Assessment (Contested : 5)
EU 4a	Metering and Monitoring (Contested : 4)
HWB 4b	Exhaust air (Contested : 6)

43 NB v2.0 projects up to Oct 2023

3. Innovations

(Remark: Readers are advised to refer to the Innovation Library in this Research webpage.)

4. GREEN FINANCE REQUIREMENTS

Hong Kong Taxonomy for Sustainable Finance



HONG KONG MONETARY AUTHORITY
香港金融管理局

Supported by

Climate Bonds INITIATIVE

May 2024

3.4. Sector: Construction

3.4.1. Construction and renovation of buildings

Therefore, in lieu of the data unavailability, the criteria reference the BEAM Plus certification scheme that is widely used in Hong Kong, with an additional focus on the energy use component within the BEAM Plus certification scheme. Applicants under the Hong Kong Taxonomy would be required to provide both their overall BEAM Plus rating (which should be at either Gold or Platinum) and show that they meet a minimum energy use threshold, using the BEAM Plus energy use scoring methodology.

For the construction of new commercial buildings in Hong Kong:

- 1) Buildings must be BEAM Plus certified (to either gold or above) or designed to certify as such, *and* the Energy Use component of applicant's BEAM Plus Certification must meet at least a minimum of **10 credits under EU2** (Reduction of CO₂ Emissions) *and* a minimum score of 70% in Energy Use category *and, either:*
 - a. For projects certified under BEAM Plus 1.2: 30% energy saving against the BEC 2018 baseline, *or*
 - b. For projects certified under BEAM Plus 2.0, 20% energy saving against BEC 2021 baseline.

For the construction of new residential buildings in Hong Kong:

- 1) Buildings must be BEAM Plus certified (to either gold or above) or designed to certify as such, *and* the Energy Use component of applicant's BEAM Plus Certification must meet at least a minimum of **10 credits under EU2** (Reduction of CO₂ Emissions) *and* a minimum score of 70% in Energy Use category *and, either:*
 - a. For projects certified under BEAM Plus 1.2: 30% energy saving against the BEC 2018 baseline, *or*
 - b. For projects certified under BEAM Plus 2.0, 20% energy saving against BEC 2021 baseline.

About 52% of NB v2.0 Provisional Gold Projects have EU2 score at or above 10.



For the construction of new commercial buildings in Hong Kong:

- 1) Buildings must be BEAM Plus certified (to either gold or above) or designed to certify as such, *and* the Energy Use component of applicant's BEAM Plus Certification must meet at least a minimum of 10 credits under EU2 (Reduction of CO₂ Emissions) *and* a minimum score of 70% in Energy Use category *and, either*:
 - a. For projects certified under BEAM Plus 1.2: 30% energy saving against the BEC 2018 baseline, *or*
 - b. For projects certified under BEAM Plus 2.0, 20% energy saving against BEC 2021 baseline.

For the construction of new residential buildings in Hong Kong:

- 1) Buildings must be BEAM Plus certified (to either gold or above) or designed to certify as such, *and* the Energy Use component of applicant's BEAM Plus Certification must meet at least a minimum of 10 credits under EU2 (Reduction of CO₂ Emissions) *and* a minimum score of 70% in Energy Use category *and, either*:
 - a. For projects certified under BEAM Plus 1.2: 30% energy saving against the BEC 2018 baseline, *or*
 - b. For projects certified under BEAM Plus 2.0, 20% energy saving against BEC 2021 baseline.

Currently, only about 28% of NB v2.0 Provisional Gold projects have EU Score at 70% or above.



Total score requirement for Gold is set at 65 % only, while the category score in EU can be as low as 20%.

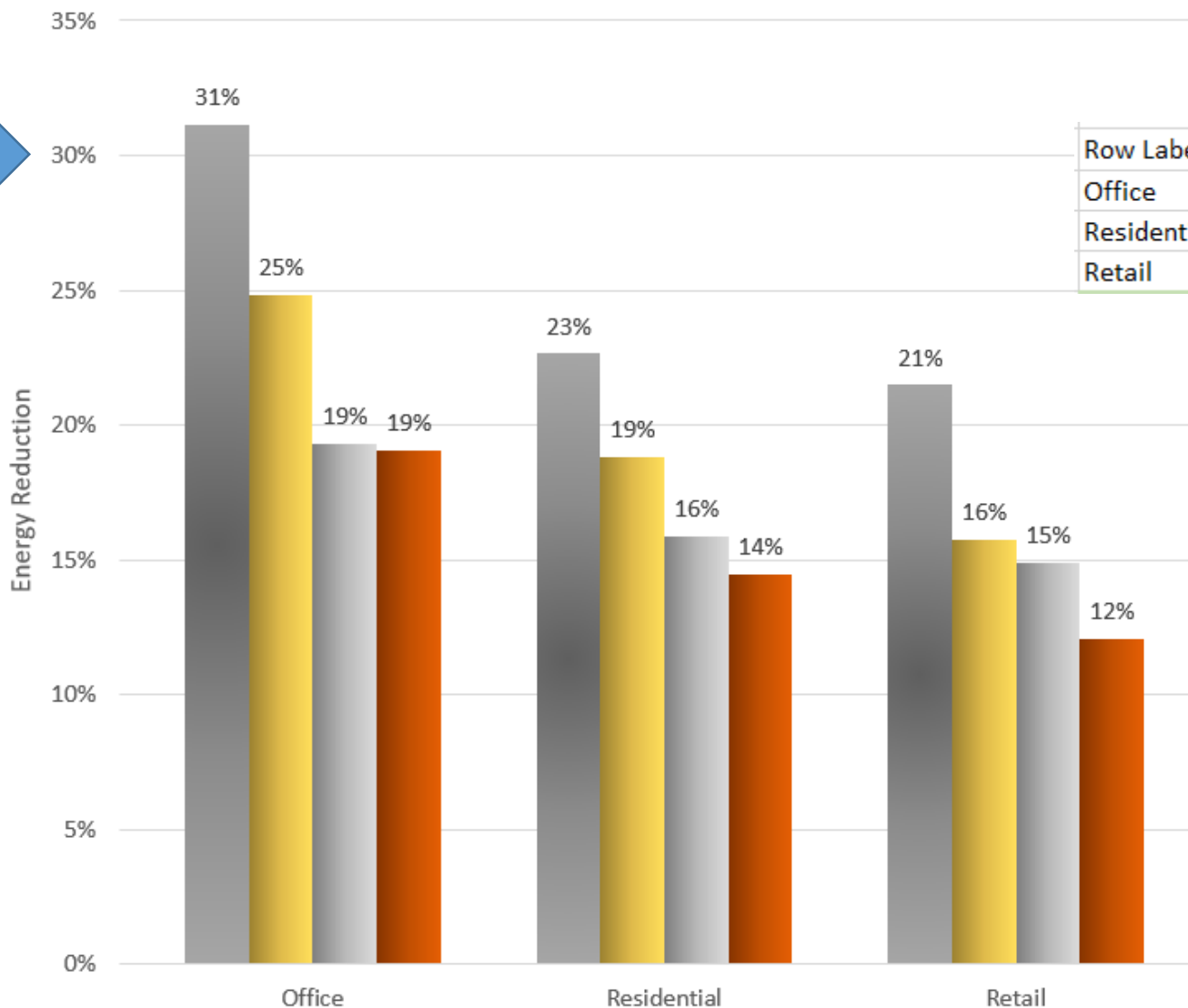
For the construction of new commercial buildings in Hong Kong:

- 1) Buildings must be BEAM Plus certified (to either gold or above) or designed to certify as such, *and* the Energy Use component of applicant's BEAM Plus Certification must meet at least a minimum of 10 credits under EU2 (Reduction of CO₂ Emissions) *and* a minimum score of 70% in Energy Use category *and, either*:
 - a. For projects certified under BEAM Plus 1.2: 30% energy saving against the BEC 2018 baseline, *or*
 - b. For projects certified under BEAM Plus 2.0, 20% energy saving against BEC 2021 baseline.

For the construction of new residential buildings in Hong Kong:

- 1) Buildings must be BEAM Plus certified (to either gold or above) or designed to certify as such, *and* the Energy Use component of applicant's BEAM Plus Certification must meet at least a minimum of 10 credits under EU2 (Reduction of CO₂ Emissions) *and* a minimum score of 70% in Energy Use category *and, either*:
 - a. For projects certified under BEAM Plus 1.2: 30% energy saving against the BEC 2018 baseline, *or*
 - b. For projects certified under BEAM Plus 2.0, 20% energy saving against BEC 2021 baseline.

Average percentage of energy reduction grouped by Rating and Building Type for NB v1.1 and v1.2 Provisional Assessment



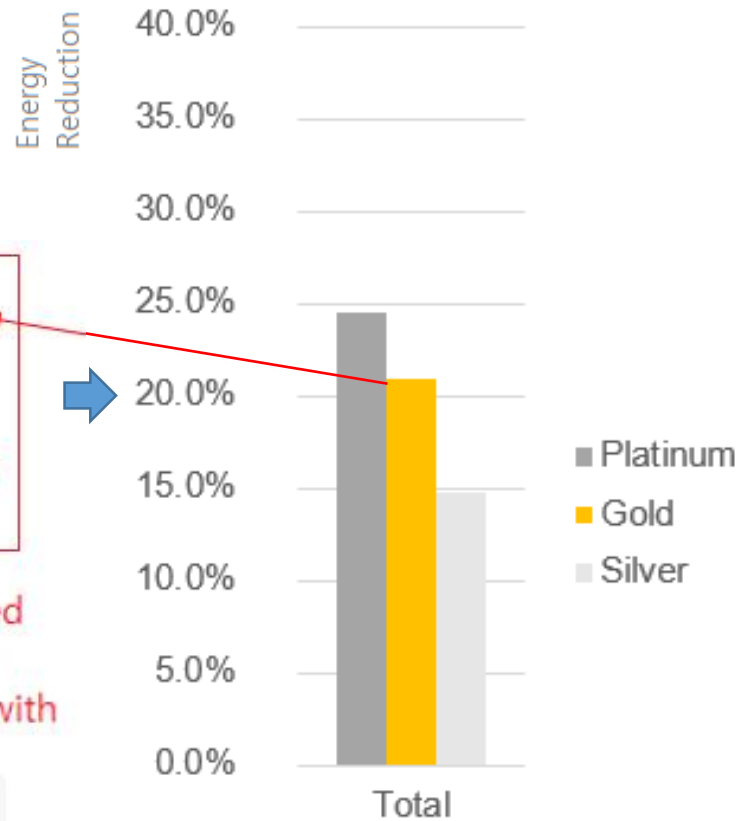
Row Labels	Provisional Platinum	Provisional Gold	Provisional Silver	Provisional Bronze
Office	22	29	7	6
Residential	26	137	63	51
Retail	12	18	14	9

- Rating
- Provisional Platinum
 - Provisional Gold
 - Provisional Silver
 - Provisional Bronze

V1.1 / V1.2

V 2.0

Average percentage of energy reduction grouped by Rating for NB v2.0 projects



About 54% of Provisional Gold Projects have energy saving at 20% or above. (if exclude those using prescriptive route)

Prescriptive route projects may need to switch to performance route in order to demonstrate compliance with the HK Taxonomy !



Number of NB v2.0 Projects Studied

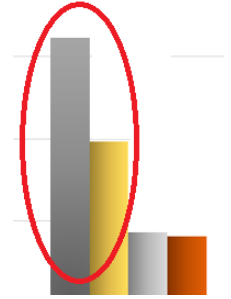
Project Type / Rating	Platinum	Gold	Silver
Commercial	1	1	1
Government, Institutional and Community	9	5	
Mixed Use	2	3	
Others	5	4	
Residential	2	4	
Total	19	17	1

Observations:

- To comply with HK Taxonomy, under EU2, the Option 1 - Performance Path (NOT Option 2 - Prescriptive Path) needs to be chosen (unless the designer *separately* carries out an energy simulation outside BEAM Plus submission).
- Most of the current Gold projects need to raise their EU score target to 70% (not just 20% as stated in BEAM Plus Manual).
- About half of them need to raise their energy saving performance to at least 20% energy reduction under EU2 (which can also lead to 10 pts under EU2).

Conclusions

- More than 60% of NB projects are getting the 2nd highest rating or above in design stage.
- Construction site electrification, wider use of robotics, smart controls & measures for decarbonisation are recent trends.
- To comply with the latest green finance requirements, getting Gold rating is NOT enough. Energy achievement is the key.



EU Score